

WASP-94 A and B planets: hot-Jupiter cousins in a twin-star system^{*}

M. Neveu-VanMalle^{1,2}, D. Queloz^{2,1}, D. R. Anderson³, C. Charbonnel¹, A. Collier Cameron⁴, L. Delrez⁵, M. Gillon⁵,
C. Hellier³, E. Jehin⁵, M. Lendl^{1,5}, P. F. L. Maxted³, F. Pepe¹, D. Pollacco⁶, D. Ségransan¹, B. Smalley³,
A. M. S. Smith^{3,7}, J. Southworth³, A. H. M. J. Triaud^{8,1}, S. Udry¹, and R. G. West⁶

¹ Observatoire Astronomique de l'Université de Genève, Chemin des Maillettes 51, 1290 Sauverny, Switzerland
e-mail: marion.neveu@unige.ch

² Cavendish Laboratory, JJ Thomson Avenue, Cambridge, CB3 0HE, UK

³ Astrophysics Group, Keele University, Staffordshire, ST5 5BG, UK

⁴ SUPA, School of Physics and Astronomy, University of St. Andrews, North Haugh, Fife, KY16 9SS, UK

⁵ Institut d'Astrophysique et de Géophysique, Université de Liège, 17, Allée du 6 Août, Bat. B5C, Liège 1, Belgium

⁶ Department of Physics, University of Warwick, Gibbet Hill Road, Coventry CV4 7AL, UK

⁷ N. Copernicus Astronomical Centre, Polish Academy of Sciences, Bartycka 18, 00-716 Warsaw, Poland

⁸ Kavli Institute for Astrophysics & Space Research, Massachusetts Institute of Technology, Cambridge, MA 02139, USA

Received 4 August 2014 / Accepted 18 September 2014

ABSTRACT

We report the discovery of two hot-Jupiter planets, each orbiting one of the stars of a wide binary system. WASP-94A (2MASS 20550794–3408079) is an F8 type star hosting a transiting planet with a radius of $1.72 \pm 0.06 R_{\text{Jup}}$, a mass of $0.452 \pm 0.034 M_{\text{Jup}}$, and an orbital period of 3.95 days. The Rossiter-McLaughlin effect is clearly detected, and the measured projected spin-orbit angle indicates that the planet occupies a retrograde orbit. WASP-94B (2MASS 20550915–3408078) is an F9 stellar companion at an angular separation of $15''$ (projected separation 2700 au), hosting a gas giant with a minimum mass of $0.618 \pm 0.028 M_{\text{Jup}}$ with a period of 2.008 days, detected by Doppler measurements. The orbital planes of the two planets are inclined relative to each other, indicating that at least one of them is inclined relative to the plane of the stellar binary. These hot Jupiters in a binary system bring new insights into the formation of close-in giant planets and the role of stellar multiplicity.

Key words. planetary systems – stars: individual: WASP-94 – techniques: photometric – techniques: radial velocities – techniques: spectroscopic – binaries: visual

1. Introduction

More than 200 hot Jupiters (Mayor & Queloz 1995) have been discovered by exoplanet transit surveys. These short-period planetary systems are the easiest to detect because their small orbits improve their chances of transiting to typically 10%. The large radii of hot Jupiters produce deep transits (of about 1% depth) that are easily detectable from the ground. Several surveys have found these planets: TrES (Alonso et al. 2004), XO (McCullough et al. 2005), WASP (Pollacco et al. 2006), HATNet (Bakos et al. 2007), KELT (Pepper et al. 2007), and QES (Alsubai et al. 2013). Although many hot Jupiters are known, they rarely occur around solar-type stars with rates from 0.3 to 1.5% (Wright et al. 2012) depending on the metallicity ([Fe/H]) of the stellar sample studied.

Only three stellar binaries are known to host pairs of circumprimary planetary systems. HD20782/HD20781 is a wide stellar binary in which HD20782 hosts a Jupiter-mass planet (Jones et al. 2006) and HD20781 hosts two Neptune-mass planets (announced by Mayor et al. 2011). XO-2 is a metal-rich wide stellar binary in which XO-2N hosts a transiting hot Jupiter (Burke et al. 2007). XO-2S was found to have two planets, one of

Jupiter, one of Saturn mass (Desidera et al. 2014). Kepler-132 is a stellar binary hosting three super-Earths (Lissauer et al. 2014). Its angular separation of $0'.9$ is too small to identify which star the planets are transiting. Dynamical considerations demonstrate that the two planets with the shortest periods cannot be orbiting the same star. We report here the discovery of a twin binary system in which each star hosts a hot Jupiter.

The WASP-94 unique system is of particular interest for understanding the formation of hot Jupiters. The conditions triggering the migration inside the disc (Lin et al. 1996; Papaloizou & Terquem 2006) are not yet fully understood. Dynamical interactions with an additional companion (Fabrycky & Tremaine 2007) are thought to play an important role, especially in the case of misaligned planets (e.g. Brown et al. 2012).

We here describe the planet detection processes, derive the system parameters, and discuss how this system fits into formation theories with respect to stellar multiplicity.

2. Discovery of WASP-94Ab

The WASP-94 system was identified as a transiting planet candidate by the WASP-South (Hellier et al. 2011) telescopes located in South Africa. A total of 18 200 photometric measurements were obtained by one of the eight WASP cameras between May 2006 and June 2012. WASP-94 was rapidly identified as a visual binary with an angular separation of $15''$. Both stars fell

* The radial-velocity and photometric data used for this work are only available at the CDS via anonymous ftp to cdsarc.u-strasbg.fr (130.79.128.5) or via <http://cdsarc.u-strasbg.fr/viz-bin/qcat?J/A+A/572/A49>

Table 1. Stellar parameters for WASP-94A and B, including the results of the spectroscopic analysis.

Parameter	WASP-94A	WASP-94B
RA (J2000)	20 ^h 55 ^m 07.94 ^s	20 ^h 55 ^m 09.16 ^s
Dec (J2000)	-34°08′07.9″	-34°08′07.9″
V_{mag}	10.1	10.5
2MASS	20 550 794-3 408 079	20 550 915-3 408 078
Rot. modulation	<1 mmag (95%)	
Spectral type	F8	F9
T_{eff} (K)	6170 ± 80	6040 ± 90
log g	4.27 ± 0.07	4.26 ± 0.06
$v \sin i_*$ (km s ⁻¹)	4.2 ± 0.5	<1.5
[Fe/H]	+0.26 ± 0.15	+0.23 ± 0.14
log $A(\text{Li})$	2.10 ± 0.07	<1.20
M_* (M_{\odot})	1.29 ± 0.10	1.24 ± 0.09
R_* (R_{\odot})	1.36 ± 0.13	1.35 ± 0.12

in the photometric aperture (48″), making it impossible to distinguish which star was variable from WASP photometry alone.

Observations of the brighter (western) component of the binary started in July 2012 with the spectrograph CORALIE (Baranne et al. 1996; Queloz et al. 2000). The radial velocities were computed by applying the weighted cross-correlation technique (Pepe et al. 2002) using a G2 mask. The transit-search algorithms of Collier Cameron et al. (2006) applied to the WASP photometry reveal a periodicity of 3.95 d. A similar period was observed in the radial velocity data. No variability of the cross-correlation function (CCF) bisector spans was detected (see Fig. 2). This confirms the planetary nature of the transiting candidate on the bright component (Queloz et al. 2001). The unambiguous detection of the Rossiter-McLaughlin effect further confirms the planetary origin of the transit event. A total of 48 radial velocity (RV) measurements were collected during three seasons between 2012 Jul. 16 and 2014 Jul. 19. Half of them were taken during the transit on 2014 Jul. 19 to measure the Rossiter-McLaughlin effect.

Following the confirmation of a planetary companion to WASP-94 with CORALIE, we used the TRAPPIST telescope (Jehin et al. 2011) to observe an egress in the z band on 2012 Aug. 31, which unambiguously confirmed that the transit occurs on the brighter western component. Four high-precision transit light-curves were obtained in 2013. Two were observed with TRAPPIST in the $I+z$ filter on Jun. 23 and 27. Simultaneously with TRAPPIST, EulerCam (Lendl et al. 2012) observed the full transit on Jun. 27 in the Gunn r' filter. A partial transit was observed by EulerCam on Jul. 1, in the same filter. The first half of the transit on Jun. 27 was affected by clouds (see Fig. 1). The mean full-width at half-maxima (FWHM) of the point spread functions (PSF) of the observations are 3′.0, 3′.6 and 2′.7 for TRAPPIST and 3′.4 and 3′.3 for EulerCam. The separation of the two stars in this visual binary is 15′.0, therefore there is negligible contamination of the transit signal by the companion to WASP-94A.

We performed a spectral analysis on a high S/N spectrum obtained by co-adding all the individual CORALIE spectra. The methods used are described in Doyle et al. (2013). The spectral type was determined from T_{eff} using the stellar spectral classification of Gray (2008). The stellar mass and radius were derived from the T_{eff} , log g , and [Fe/H] using the calibration reported by Torres et al. (2010). A search for rotational modulation was performed as described by Maxted et al. (2011) on the WASP photometry including the light from both stars, and led to no significant detection. The results are summarised in Table 1.

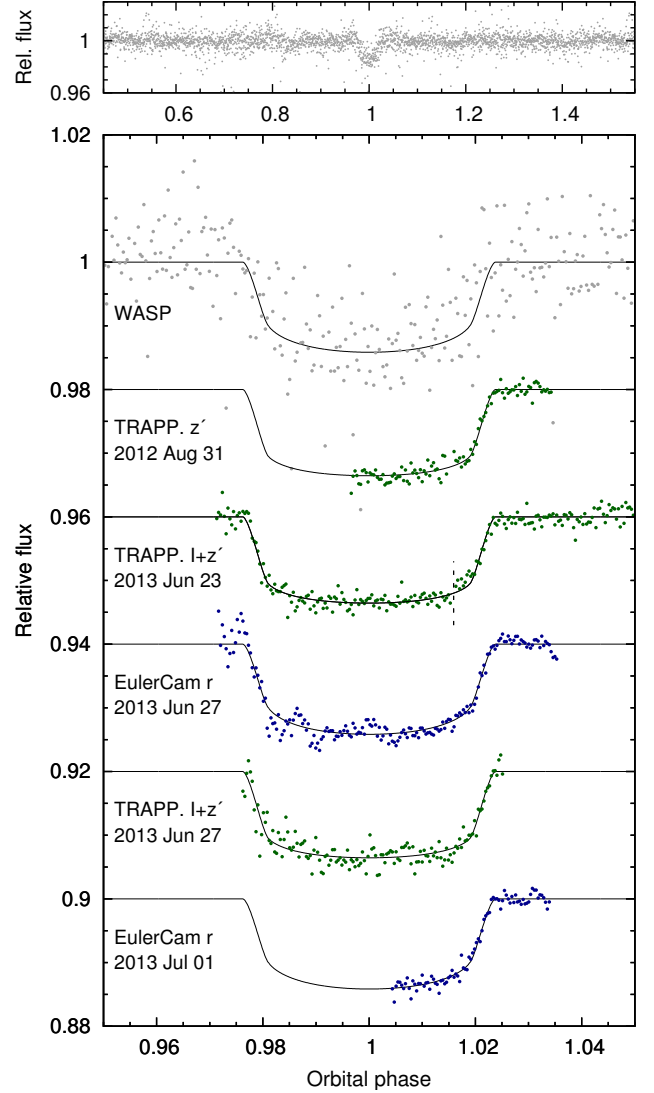


Fig. 1. WASP-94Ab photometric data and fitted MCMC model. *Top:* the phase-folded WASP data. *Bottom:* the binned WASP data and the follow-up high-precision transit light-curves.

We performed a simultaneous Markov chain Monte Carlo (MCMC) least-squares fit to the combined radial velocities from CORALIE and the transit light-curves from WASP, TRAPPIST, and EulerCam. Details of the method were presented in Collier Cameron et al. (2007) and Anderson et al. (2014). The WASP data were scaled using the magnitudes found in the UCAC4 catalogue (Zacharias et al. 2013) to account for the dilution. We assumed a circular orbit because no significant eccentricity can be detected in the data ($e < 0.13$ at 3σ). We applied a prior on $v \sin i_*$ corresponding to the projected equatorial rotation velocity of WASP-94A measured from stellar line broadening. The fitted value is consistent with the prior. To mitigate the effects of stellar activity on our results, the Rossiter-McLaughlin sequence was fitted as an independent dataset. The orbit is certainly misaligned and likely is retrograde ($\lambda = 151^\circ \pm 20^\circ$). Figure 1 shows the plots of the best solution for photometric data, Fig. 2 the same for spectroscopic data. The parameters are summarised in Table 2.

3. A planet around WASP-94B

The fainter (eastern) component of the stellar system, WASP-94B, was initially ignored during follow-up observations.

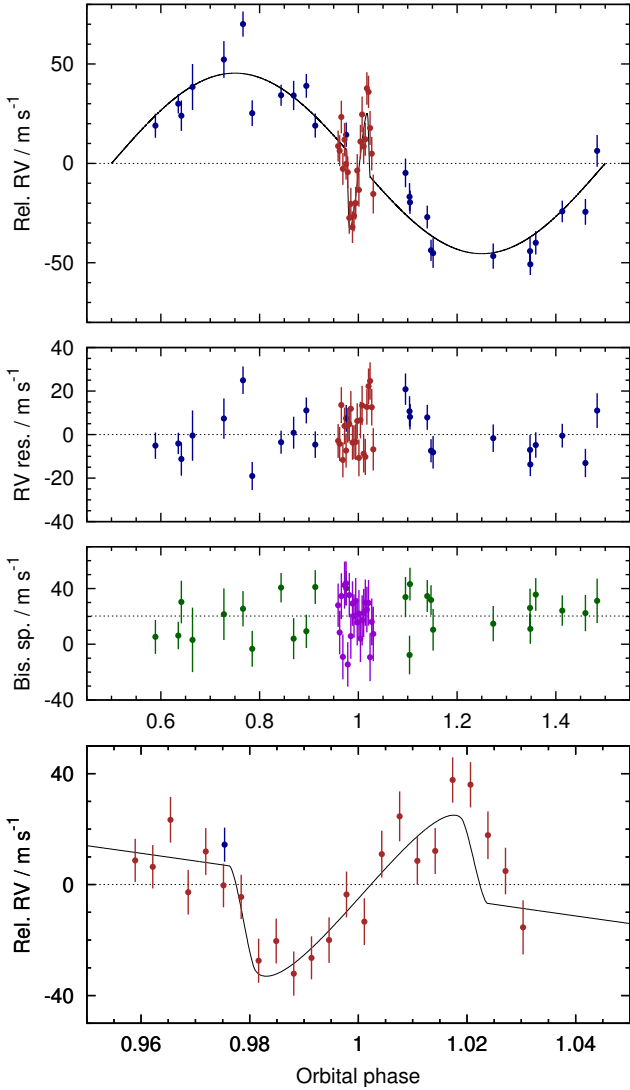


Fig. 2. WASP-94Ab spectroscopic data and fitted MCMC model. *Top:* the CORALIE radial velocities phased at the transit period over-plotted with the best-fit solution. *Second panel:* the residuals of the fit. *Third panel:* the bisector spans. *Bottom:* zoom on the CORALIE radial velocities taken during the transit over-plotted with the best solution for the Rossiter-McLaughlin effect.

From a couple of serendipitous measurements on WASP-94B, we detected a radial velocity variation of 159 m s^{-1} . That triggered intensive observations of the star with CORALIE to confirm its variability. Interestingly, the FWHM of the CCF of WASP-94B is smaller than WASP-94A, suggesting a weak rotational broadening of the spectral lines ($v \sin i_*$). Twenty-one spectra were obtained between 2012 Aug. 18 and 2014 May 5. A spectral analysis was performed on WASP-94B similarly to WASP-94A. The results are shown in Table 1.

The FWHM and the bisector span of the CCF of the fainter component are scattered. Since there is no correlation with the radial velocities (see Fig. 4), the possibility that stellar activity might have induced the signal is rejected (Queloz et al. 2001).

We unsuccessfully searched for a transit of WASP-94Bb. First we used the WASP light-curve that includes the light of both stars. We phase-folded the WASP photometric data using the period and phase obtained with the radial velocities. No transit signal was detected. Later, the TRAPPIST telescope observed WASP-94B on 2014 May 10 and 14, excluding a transit down

Table 2. Parameters for WASP-94Ab from the MCMC analysis.

Parameter	Value	Parameter	Value
P (d)	$3.9501907^{(+44)}_{(-30)}$	M_* (M_\odot)	$1.45^{(+9)}_{(-9)}$
T_c (HJD)	$2\,456\,416.40138^{(+26)}_{(-26)}$	R_* (R_\odot)	$1.62^{(+5)}_{(-4)}$
T_{14} (d)	$0.1870^{(+9)}_{(-7)}$	$\log g_*$ (cgs)	$4.181^{(+13)}_{(-17)}$
$T_{12} = T_{34}$ (d)	$0.0189^{(+9)}_{(-5)}$	ρ_* (ρ_\odot)	$0.344^{(+11)}_{(-20)}$
$\Delta F = R_p^2/R_*^2$	$0.01197^{(+17)}_{(-15)}$	T_{eff} (K)	$6153^{(+75)}_{(-76)}$
b	$0.17^{(+9)}_{(-8)}$	M_p (M_{Jup})	$0.452^{(+35)}_{(-32)}$
i ($^\circ$)	$88.7^{(+7)}_{(-7)}$	R_p (R_{Jup})	$1.72^{(+6)}_{(-5)}$
K_1 (km s^{-1})	$0.0454^{(+28)}_{(-27)}$	$\log g_p$ (cgs)	$2.542^{(+30)}_{(-33)}$
γ (km s^{-1})	$-8.82313^{(+48)}_{(-46)}$	ρ_p (ρ_J)	$0.089^{(+8)}_{(-8)}$
e	<0.13 at 3σ	$T_{\text{P,A}=0}$ (K)	$1604^{(+25)}_{(-22)}$
a (AU)	$0.055^{(+1)}_{(-1)}$	λ ($^\circ$)	$151^{(+16)}_{(-23)}$

Errors are 1σ ; Limb-darkening coefficients were:

(Euler r) $a_1 = 0.630$, $a_2 = -0.094$, $a_3 = 0.478$, $a_4 = -0.276$

(Trap $I + z$) $a_1 = 0.723$, $a_2 = -0.450$, $a_3 = 0.685$, $a_4 = -0.333$

Table 3. Parameters for WASP-94Bb from the single Keplerian orbital solution.

Parameter	Value	Parameter	Value
P (d)	$2.00839^{(+24)}_{(-24)}$	$M_p \sin i$ (M_{Jup})	$0.618^{(+28)}_{(-29)}$
K_1 (km s^{-1})	$0.08648^{(+265)}_{(-275)}$	$a_1 \sin i$ (10^{-3} AU)	$0.01594^{(+50)}_{(-49)}$
e	0 (adopted)	f_1 (m) ($10^{-9} M_\odot$)	$0.134^{(+13)}_{(-12)}$
T_0 (BJD)	$2\,456\,574.359^{(+23)}_{(-22)}$	a (AU)	$0.0335^{(+6)}_{(-5)}$
N_{mes}	21	$\sigma_{\text{O-C}}$ (m s^{-1})	7.16
ΔT (years)	1.71		

Notes. T_0 represents the time of largest amplitude of the radial velocities.

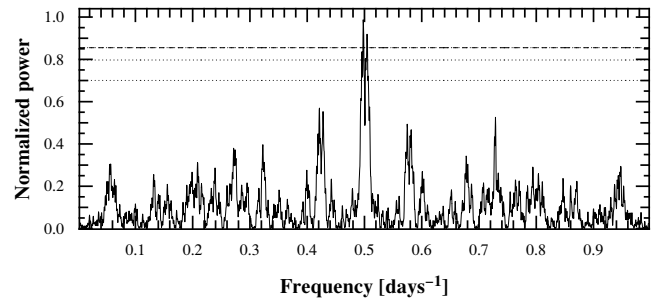


Fig. 3. WASP-94B periodogram. The dotted lines correspond to a false-alarm probability of 0.1%, 1% and 10%.

to 1.5 mmag depth. From this non-detection, we can estimate an upper limit for the inclination of the orbital plane of WASP-94Bb as $i \lesssim 79^\circ$. It is interesting that the orbital planes of the two planets are inclined relative to each other, which indicates that at least one of them is inclined relative to the plane of the stellar binary.

We only analysed the radial velocities because we did not detect any transit. The Lomb-Scargle periodogram of the velocity data plotted in frequency is displayed in Fig. 3. There is a significant peak (false-alarm probability lower than 0.1%) corresponding to a period of 2.008 d. The fitted eccentricity is much lower than the error bar ($e = 0.13 \pm 0.20$). Thus we assumed a circular orbit. The Keplerian solution is plotted in Fig. 4. The system parameters are listed in Table 3.

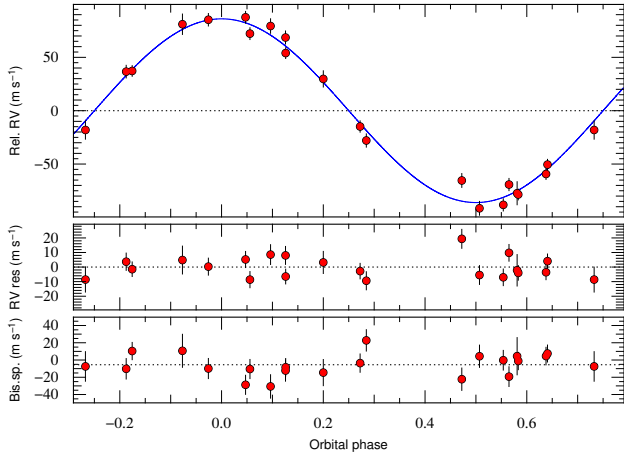


Fig. 4. WASP-94Bb radial velocities data. *Top.* The phased radial velocities from CORALIE over-plotted with the best-fit solution. *Second panel.* The residuals of the fit. *Bottom.* The bisector spans.

Table 4. Comparison of WASP-94A and B.

Star	WASP-94A	WASP-94B
μ_{RA} (mas/yr)	24.0 ± 0.9	25.7 ± 0.8
μ_{Dec} (mas/yr)	-41.7 ± 1.3	-42.6 ± 1.3
γ (km s $^{-1}$)	-8.82313 ± 0.00005	-8.7412 ± 0.002
U (km s $^{-1}$)	17.5 ± 1.3	18.3 ± 1.4
V (km s $^{-1}$)	-35.4 ± 4.0	-36.1 ± 4.0
W (km s $^{-1}$)	-14.3 ± 2.3	-15.6 ± 2.4

Notes. Proper motions are taken from UCAC4, space motions are given with respect to the Sun, U pointing towards the Galactic anticentre.

4. The stellar binary

The pair of stars is listed in the Washington Double Star Catalog (Mason et al. 2001) with the identifier 20551–3408. It was first observed in 1834 by Sir John F. W. Herschel (“HJ 5234”, Herschel 1847, position angle = 92°5, separation = 15″0). The last published observation in 1999 (Hartkopf et al. 2013, position angle = 89°6, separation = 15″06 ± 0″02) reveals no significant change in position angle or separation. The proper motions provided in the UCAC4 catalogue are consistent within the error bars (see Table 4). Adding to that the very similar systemic velocity obtained with the radial velocity data, it is very likely that the visual binary is a bound system. The space motions (Table 4) are compatible with young disc stars (Leggett 1992).

The low rotation velocity and the lithium abundances of the two stars indicate that they have already undergone magnetic braking and lithium depletion along the main sequence. Large lithium variations are expected for F–G main sequence stars depending on their initial rotational velocity (see Charbonnel & Talon 2005; Meléndez et al. 2010). Therefore we cannot use the lithium indicator to estimate an age difference, nor exclude that the two stars are coeval. The similar metallicity favours the idea of simultaneous formation. From evolutionary tracks we have estimated an age of ~4 Gy. Using the relation of Barnes (2007) together with a system age of 4 Gy, we found a rotation period of ~19.0 d for the brighter component (WASP-94A, F8), and ~21.7 d for the fainter (WASP-94B, F9). We compared these values with the measured rotation periods computed using the respective $v \sin i_*$. We calculated that the brighter component (WASP-94A, $P_{\text{rot}} = 19.5$ d) is perpendicular to the line of sight,

while the fainter one (WASP-94B, $P_{\text{rot}} > 45.5$ d) is inclined by >60 degrees. Note that gyrochronology is not best suited for stars of this age, especially because close-in giant planets were shown to have an influence on their host stars’ angular momentum (Lanza 2010; Poppenhaeger & Wolk 2014). These numbers therefore need to be used with caution. They are given as supporting information for dynamical considerations.

From the absolute magnitudes we estimated a distance of 180 ± 20 pc. Gaussian fits to the PSF of the two stars on 300 EulerCam images give a projected separation of $15''0297 \pm 0''0128$ ($14''9877 \pm 0''0162$ from TRAPPIST). The distance between the stars is estimated to be at least 2700 au.

5. Discussion

Spectroscopic and photometric surveys have similarly shown that hot Jupiters are rare objects (Wright et al. 2012). Detecting two hot Jupiters in a system of two stars is therefore very unlikely. However, there is an important characteristic we must consider: the metallicity. Indeed, metal-rich stars are known to host more giant planets than metal-poor stars (Gonzalez 1997; Santos et al. 2004; Fischer & Valenti 2005). Considering this, the likelihood of finding a hot Jupiter around a metal-rich star is higher. No statistical study has focused on hot Jupiters around metal-rich stars. An estimate of this occurrence can be obtained using the results published in Fischer & Valenti (2005). Their sample contains 122 stars with a [Fe/H] between 0.25 and 0.5. We counted the number of hot Jupiters they detected around these stars. If hot Jupiters are defined as planets with a minimum mass higher than $0.3 M_{\text{Jup}}$ and a period shorter than 10 d, there are five such planets. This yields an occurrence rate of 4.10%. If we relax the constraint of the lowest minimum mass to $0.2 M_{\text{Jup}}$, we obtain two more planets and an occurrence rate of 5.74%. We consider 5% to be a good approximation.

If we assume that multiplicity and hot-Jupiter occurrence are independent, the chance of finding two hot Jupiters around two metal-rich stars ([Fe/H] > 0.25) is ~0.25%. This value is an upper limit of the estimated occurrence rate for WASP-94A+B because the metallicities of these stars are [Fe/H] ~ 0.25. With only one system, no statistical inferences can be made. Finding this system may have been entirely serendipitous. We examined the WASP sample for similar systems. WASP-77 (Maxted et al. 2013) and WASP-85 (Triaud et al., in prep.) are close visual binaries in which one stellar component hosts a transiting hot Jupiter. The HARPS spectrograph at the ESO 3.6 m telescope was used to identify the star in these binaries that hosts the transiting planet. Radial velocities were taken on both components. No variation suggesting the presence of a hot Jupiter around the companion stars was detected. WASP-64 (Gillon et al. 2013) is a wide binary containing a star hosting a transiting hot Jupiter. The radial velocity measurements obtained on the stellar companion reveal that it is a spectroscopic binary. Thus it is hard to conclusively demonstrate the presence or absence of a planetary companion. A few additional systems are currently being surveyed.

The formation of the planets in the WASP-94 system is unlikely to have been influenced by interactions between the discs because of their large separation (Duchêne 2010). Considering that the stars were formed simultaneously from the same cloud and are very similar, it is reasonable to assume that the discs had a very similar composition and/or properties. The discovery of a hot Jupiter around each star suggests that the same formation process took place and that similar favourable conditions boosted the migration of the planets.

On the other hand, secular interactions are thought to play an important role in the formation of hot Jupiters, even in the case of a distant stellar perturber (Naoz et al. 2012). The secular timescales are compatible with the age of the system, under the condition that the planet’s orbit reaches very high eccentricities. High mutual inclinations could lead to high eccentricities through the Kozai-Lidov mechanism (e.g. Petrovich 2014). The results obtained in Sects. 3 and 4 are compatible with these requirements. In addition, the high inclination of the orbit of WASP-94Ab is compatible with a dynamical formation scenario. Note that misaligned systems are common around hot stars. With an effective temperature of 6170 K, WASP-94A is on the threshold of patterns proposed by Schlaufman (2010) and Winn et al. (2010).

Even though at this stage nothing can be proven, there are recent dynamical theories relevant to this system. Moeckel & Veras (2012) described interactions in which a planet orbiting one component of a stellar binary can “jump” to the other star. If the two giant planets were formed around the same star, planet-planet scattering could have occurred. This would have pushed one of the planets near the host star and ejected the second one, which could then have been captured by the stellar companion. As we do not know the eccentricity of the stellar system, we can also consider the “flipping mechanism” described by Li et al. (2014), in which a coplanar system leads to very high eccentricities for the planet.

Acknowledgements. M. Neveu-VanMalle thanks R. Mardling, N. Santos, and S. Hodgkin for fruitful discussions. WASP-South is hosted by the South African Astronomical Observatory and we are grateful for their ongoing support and assistance. Funding for WASP comes from consortium universities and from the UK’s Science and Technology Facilities Council. TRAPPIST is funded by the Belgian Fund for Scientific Research (Fond National de la Recherche Scientifique, FNRS) under the grant FRFC 2.5.594.09.F, with the participation of the Swiss National Science Foundation (SNF). M. Gillon and E. Jehin are FNRS Research Associates. This work was supported by the European Research Council through the European Union’s Seventh Framework Programme (FP7/2007-2013)/ERC grant agreement number 336480. L. Delrez acknowledges the support of the F.R.I.A. fund of the FNRS. A. H. M. J. Triaud received funding from the Swiss National Science Foundation under grant number P300P2-147773.

References

- Alonso, R., Brown, T. M., Torres, G., et al. 2004, *ApJ*, 613, L153
 Alsubai, K. A., Parley, N. R., Bramich, D. M., et al. 2013, *Acta Astron.*, 63, 465
 Anderson, D. R., Collier Cameron, A., Hellier, C., et al. 2014, *A&A*, submitted [arXiv:1402.1482]
 Bakos, G. Á., Noyes, R. W., Kovács, G., et al. 2007, *ApJ*, 656, 552
 Baranne, A., Queloz, D., Mayor, M., et al. 1996, *A&AS*, 119, 373
 Barnes, S. A. 2007, *ApJ*, 669, 1167
 Brown, D. J. A., Cameron, A. C., Anderson, D. R., et al. 2012, *MNRAS*, 423, 1503
 Burke, C. J., McCullough, P. R., Valenti, J. A., et al. 2007, *ApJ*, 671, 2115
 Charbonnel, C., & Talon, S. 2005, *Science*, 309, 2189
 Collier Cameron, A., Pollacco, D., Street, R. A., et al. 2006, *MNRAS*, 373, 799
 Collier Cameron, A., Wilson, D. M., West, R. G., et al. 2007, *MNRAS*, 380, 1230
 Desidera, S., Bonomo, A. S., Claudi, R. U., et al. 2014, *A&A*, 567, L6
 Doyle, A. P., Smalley, B., Maxted, P. F. L., et al. 2013, *MNRAS*, 428, 3164
 Duchêne, G. 2010, *ApJ*, 709, L114
 Fabrycky, D., & Tremaine, S. 2007, *ApJ*, 669, 1298
 Fischer, D. A., & Valenti, J. 2005, *ApJ*, 622, 1102
 Gillon, M., Anderson, D. R., Collier-Cameron, A., et al. 2013, *A&A*, 552, A82
 Gonzalez, G. 1997, *MNRAS*, 285, 403
 Gray, D. F. 2008, *The Observation and Analysis of Stellar Photospheres*
 Hartkopf, W. I., Mason, B. D., Finch, C. T., et al. 2013, *AJ*, 146, 76
 Hellier, C., Anderson, D. R., Collier Cameron, A., et al. 2011, in *Eur. Phys. J. Web Conf.*, 11, 1004
 Herschel, Sir, J. F. W. 1847, Results of astronomical observations made during the years 1834, 5, 6, 7, 8, at the Cape of Good Hope; being the completion of a telescopic survey of the whole surface of the visible heavens, commenced in 1825 (London: Smith, Elder and Co)
 Jehin, E., Gillon, M., Queloz, D., et al. 2011, *The Messenger*, 145, 2
 Jones, H. R. A., Butler, R. P., Tinney, C. G., et al. 2006, *MNRAS*, 369, 249
 Lanza, A. F. 2010, *A&A*, 512, A77
 Leggett, S. K. 1992, *ApJS*, 82, 351
 Lendl, M., Anderson, D. R., Collier-Cameron, A., et al. 2012, *A&A*, 544, A72
 Li, G., Naoz, S., Kocsis, B., & Loeb, A. 2014, *ApJ*, 785, 116
 Lin, D. N. C., Bodenheimer, P., & Richardson, D. C. 1996, *Nature*, 380, 606
 Lissauer, J. J., Marcy, G. W., Bryson, S. T., et al. 2014, *ApJ*, 784, 44
 Mason, B. D., Wycoff, G. L., Hartkopf, W. I., Douglass, G. G., & Worley, C. E. 2001, *AJ*, 122, 3466
 Maxted, P. F. L., Anderson, D. R., Collier Cameron, A., et al. 2011, *PASP*, 123, 547
 Maxted, P. F. L., Anderson, D. R., Collier Cameron, A., et al. 2013, *PASP*, 125, 48
 Mayor, M., Marmier, M., Lovis, C., et al. 2011, *A&A*, submitted [arXiv:1109.2497]
 Mayor, M., & Queloz, D. 1995, *Nature*, 378, 355
 McCullough, P. R., Stys, J. E., Valenti, J. A., et al. 2005, *PASP*, 117, 783
 Meléndez, J., Ramírez, I., Casagrande, L., et al. 2010, *Ap&SS*, 328, 193
 Moeckel, N., & Veras, D. 2012, *MNRAS*, 422, 831
 Naoz, S., Farr, W. M., & Rasio, F. A. 2012, *ApJ*, 754, L36
 Papaloizou, J. C. B., & Terquem, C. 2006, *Rep. Prog. Phys.*, 69, 119
 Pepe, F., Mayor, M., Galland, F., et al. 2002, *A&A*, 388, 632
 Pepper, J., Pogge, R. W., DePoy, D. L., et al. 2007, *PASP*, 119, 923
 Petrovich, C. 2014, *ApJ*, submitted [arXiv:1405.0280]
 Pollacco, D. L., Skillen, I., Collier Cameron, A., et al. 2006, *PASP*, 118, 1407
 Poppenhaeger, K., & Wolk, S. J. 2014, *A&A*, 565, L1
 Queloz, D., Mayor, M., Weber, L., et al. 2000, *A&A*, 354, 99
 Queloz, D., Henry, G. W., Sivan, J. P., et al. 2001, *A&A*, 379, 279
 Santos, N. C., Israelian, G., & Mayor, M. 2004, *A&A*, 415, 1153
 Schlaufman, K. C. 2010, *ApJ*, 719, 602
 Torres, G., Andersen, J., & Giménez, A. 2010, *A&ARv*, 18, 67
 Winn, J. N., Fabrycky, D., Albrecht, S., & Johnson, J. A. 2010, *ApJ*, 718, L145
 Wright, J. T., Marcy, G. W., Howard, A. W., et al. 2012, *ApJ*, 753, 160
 Zacharias, N., Finch, C. T., Girard, T. M., et al. 2013, *AJ*, 145, 44